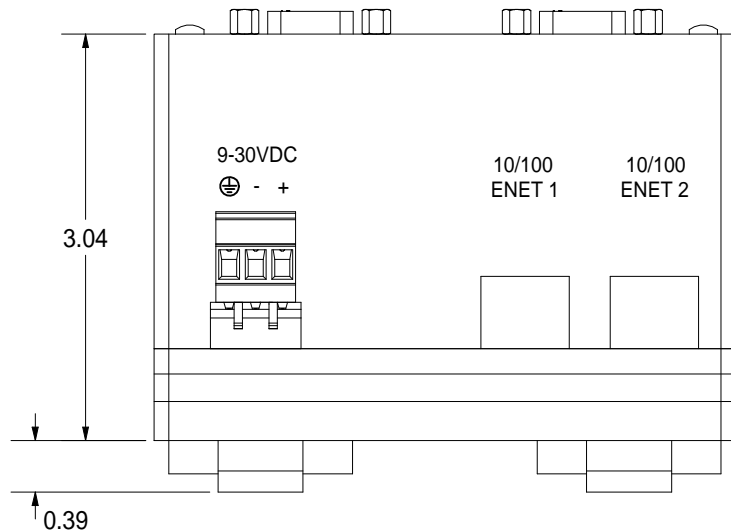
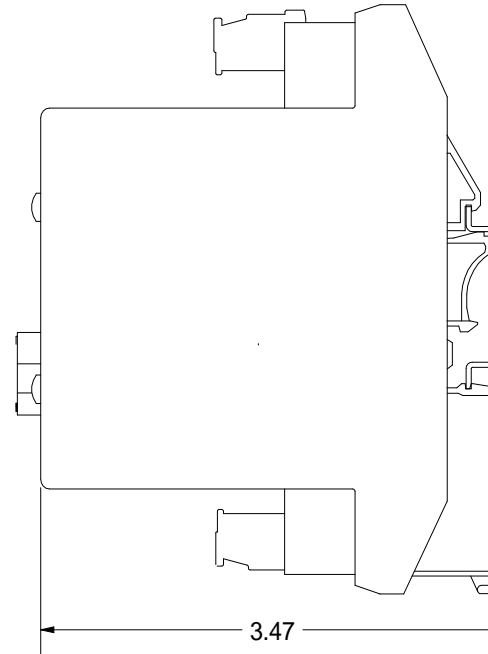
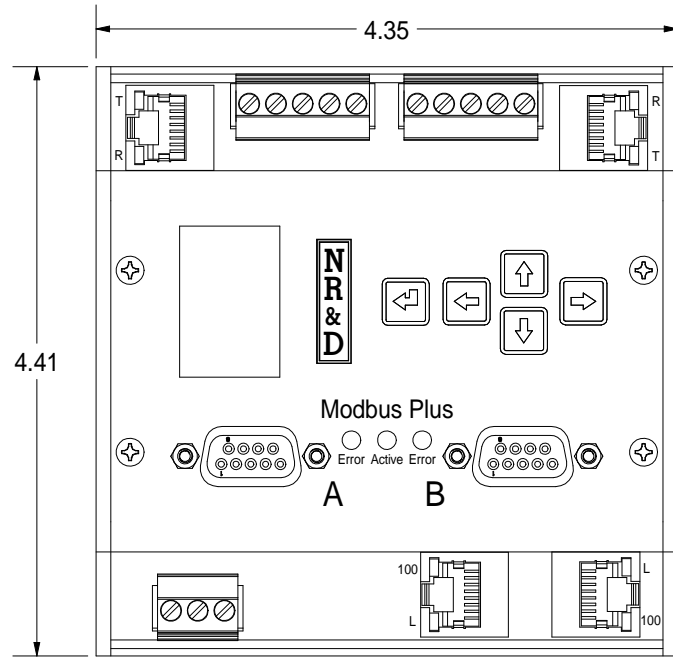


REVISION HISTORY
Rev1.0 24APR2012



Allow 2 inches clearance on front for Modbus Plus cabling and 1 inch on top and bottom for removal from DIN rail. Side clearance is not required.

Note: Foot snaps into 35mm tophat and 32mm G section DIN rail. 35mm tophat rail shown.

Niobrara Research & Development Corporation PO Box 3418; Joplin, MO 64804 USA			
Title	MEBII+201 - Customer Drawing		
Size	A	Document locator	MEBII+201.FCW
Date	24APR12	Drawn by	REckhardt
			Sheet 1 of 1